















LEGEND

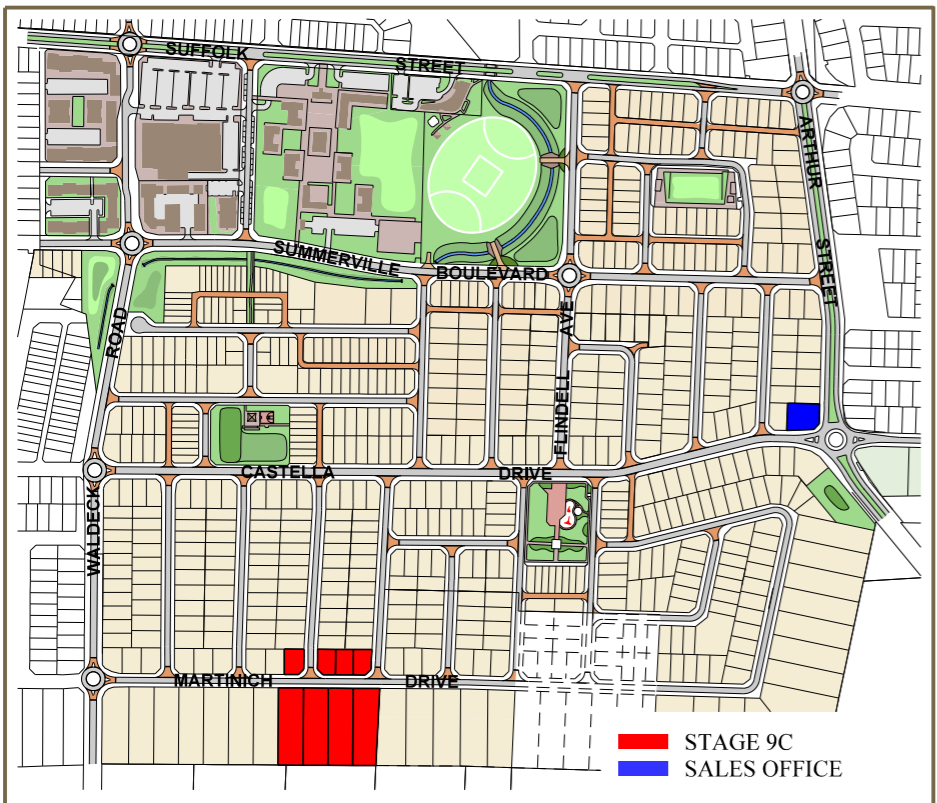
-  Stage Boundary
-  Stage 9C (8 lots)
-  Limestone Retaining Wall
-  Footpaths
-  Pad Height
-  Sewer Connection
-  Water Connection
-  Stormwater Drainage
-  Stormwater Drainage Pit
-  Roof Drainage Connection
-  Power Connection to Lot
-  Building Envelope
-  Earthworked Bund
-  Strategic Access Easement



DISCLAIMER

Sales Plan subject to detailed engineering design. All dimensions and areas are subject to survey and are indicative only.

Another project proudly brought to you by



 STAGE 9C
 SALES OFFICE



SALES PLAN
STAGE 9C